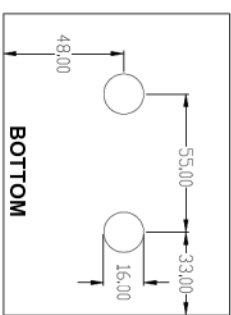
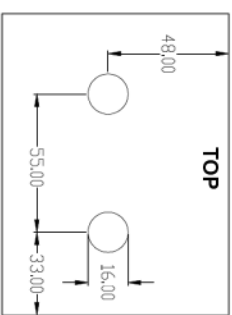
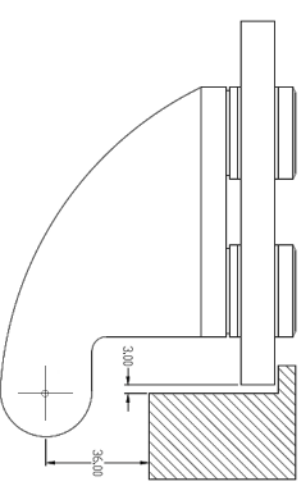


NOTE : The patch connection to a spindle has a 3 degree pre-load as standard.
This is in order to provide additional pressure to hold the door in the closed position.

- a. Allen Bolts
- b. Offset Pivot
- c. SSS Clamping Disc
- d. Nylon Washers
- e. Nylon Sleeves
- f. SSS Disc Connecting Bolts



...:Glass Preparation Details ...: